




**deep**  
Caliper

**WABCO**


**WBC 1300 V-G  
... Series**

DEEP NUMBER - 3921		Caliper Guides & Seals Repair Kit				
		NR	DEEP NR	DESCRIPTION	DIMENSION	QTY
		1	11035	CALIPER PIN	Ø 35 / 110 MM	1
		2	11027	CALIPER PIN	Ø 34.8 / 85 MM	1
		3	11134	PIN BOLT	Ø M16 x 1.5/110MM	2
		4	11465	PIN BUSH	Ø 35 x 39 / 20 MM	4
		5	11495	PIN CAP	Ø 42 / 17 MM	2
		6	10103	PIN BOOT		2
OEM NO	12 999 734VT / MERC: 000 420 0982					


DEEP NUMBER - 3922		Caliper Seals & Boots Repair Kit				
		NR	DEEP NR	DESCRIPTION	DIMENSION	QTY
		1	10025	TAPPET BOOT		1
		2	10103	PIN BOOT		2
OEM NO						


DEEP NUMBER - 3923		Caliper Seals & Boots Repair Kit				
		NR	DEEP NR	DESCRIPTION	DIMENSION	QTY
		1	10025	TAPPET BOOT		1
		2	10103	PIN BOOT		2
		3	10098	SEAL		1
		4	11668	SEAL	Ø 42 x 56 / 6 mm	1
		5	10032	PLUG		1
		6	11104	BOLT	M8*1,25-16 mm	1
		7	11270	SPRING		1
		8	11669	SEAL	Ø 40 x 57 / 6 mm	1
OEM NO						





DEEP NUMBER - 3924		Caliper Adj. Mechanism Clutch System Repair Kit				
		NR	DEEP NR	DESCRIPTION	DIMENSION	QTY
		1	11316	CLIPS		1
		2	10098	SPLINE SHAFT SEAL		1
		3	11669	BEVEL SEAL		1
		4	11668	SPLINE SHAFT COVER		1
		5	11190	WASHER		1
		6	11296	TRUST BEARING		1
		7	11189	TRUST WASHER		2
OEM NO						

DEEP NUMBER - 11617		Caliper Push Plate				
		NR	DEEP NR	DESCRIPTION	DIMENSION	QTY
						
OEM NO						

DEEP NUMBER - 3926		Caliper Piston Repair Kit (Left)				
		NR	DEEP NR	DESCRIPTION	DIMENSION	QTY
		1	11422	PISTON	L	1
		2	11114	BOLT	Ø M12 x 1.5 / 50 MM	4
		3	11757	SOCKET PIN		1
		4	11203	SOCKET PLUG		1
		5	11270	SPRING		1
		6	11323	SPRING		1
		7	11102	BOLT		1
		8	10025	PISTON BOOT		1
OEM NO						

DEEP NUMBER - 3927		Caliper Piston Repair Kit (Right)				
		NR	DEEP NR	DESCRIPTION	DIMENSION	QTY
		1	11421	PISTON	R	1
		2	11114	BOLT	Ø M12 x 1.5 / 50 MM	4
		3	11757	SOCKET PIN		1
		4	11203	SOCKET PLUG		1
		5	11270	SPRING		1
		6	11323	SPRING		1
		7	11102	BOLT		1
		8	10025	PISTON BOOT		1
OEM NO						

DEEP NUMBER - 3928		Caliper Adjusting Mechanism Repair Kit (Left)			
	<b>NR</b>	<b>DEEP NR</b>	<b>DESCRIPTION</b>	<b>DIMENSION</b>	<b>QTY</b>
	1	11422	PISTON	LEFT	1
	2	11621	SPLINE SHAFT MECHANISM	LEFT	1
	3	11757	SOCKET PIN		1
	4	10032	PLUG		1
	5	11203	SOCKET PLUG		1
	6	11323	SPRING		1
	7	11102	BOLT		1
	8	11465	PIN BUSH	Ø 35 x 39 / 20 MM	3
	9	11035	CALIPER PIN	Ø 35 / 110 MM	1
	10	11027	CALIPER PIN	Ø 34.8 / 85 MM	1
	11	11134	PIN BOLT	Ø M16 x 1.5/110MM	2
	12	11495	PIN CAP	Ø 42 / 17 MM	2
	13	10025	PISTON BOOT		1
14	10103	PIN BOOT		2	
<b>OEM NO</b>					

DEEP NUMBER - 3929		Caliper Adjusting Mechanism Repair Kit (Right)			
	<b>NR</b>	<b>DEEP NR</b>	<b>DESCRIPTION</b>	<b>DIMENSION</b>	<b>QTY</b>
	1	11421	PISTON	RIGHT	1
	2	11622	SPLINE SHAFT MECHANISM	RIGHT	1
	3	11757	SOCKET PIN		1
	4	10032	PLUG		1
	5	11203	SOCKET PLUG		1
	6	11323	SPRING		1
	7	11102	BOLT		1
	8	11465	PIN BUSH	Ø 35 x 39 / 20 MM	3
	9	11035	CALIPER PIN	Ø 35 / 110 MM	1
	10	11027	CALIPER PIN	Ø 34.8 / 85 MM	1
	11	11134	PIN BOLT	Ø M16 x 1.5/110MM	2
	12	11495	PIN CAP	Ø 42 / 17 MM	2
	13	10025	PISTON BOOT		1
14	10103	PIN BOOT		2	
<b>OEM NO</b>					